

MODEL


# GL13118-1

## 暗缝机

BLINDSTITCH SEWING MACHINE

本机采用针杆挑线、摆动线勾结构，组成曲形单线链式线迹，能满足中西服、外衣、裙子等服料的摆缝、扎卜，暗缝工艺的要求，并能适应中厚度的针、棉、化纤等织物的使用。调换相应的针板、机针、抬布轮零件，更能扩大使用范围。

This model is designed with needle bar thread take-up and spreader to produce single thread chainsitch. It is available to perform blind stitching on light to medium heavy weight material such as knitting, cotton and synthetic fabric. The application can be expanded by changing needle plate, needle and roller presser foot.




型号 Model	GL13118-1	GL13118-2
最高缝速 Max. sewing speed	2500 r.p.m.	
最大线迹长度 Max. stitch length	7mm	3-8mm
压脚降程 Presser foot lift	8mm	12mm
采用机针 Needle size	LW × 6T11 <sup>#</sup> 14 <sup>#</sup> 16 <sup>#</sup>	GL × 1 NM75-100 (LWT × 6T 3 <sup>#</sup> -4 <sup>#</sup> )
电机功率 Motor power	250W	270W

# GL13118-2

## 筒式暗缝机


CYLINDER BED BLINDSTITCH SEWING MACHINE



本机采用单弧针摆动刺料，摆动线钩勾线，形成 103 型单线链状线迹的工业缝纫机。它适用于缝制各类中等厚度织物的暗缝工序，如裤管口、上衣下摆的暗缝，袜子、手套等物件的暗缝。

本机结构先进，设计合理，性能优良，运转平稳，噪音小，配合精密，寿命长，线迹优美，操作方便，是缝纫业必不可少的设备之一。

This model is designed with a single needle and spreader to produce No.103 single thread chainsitch. It is available to perform blind stitching on light to medium heavy weight textile fabric, such as cuffs, bottom of coats, etc. It features advanced structure, reasonable design, excellent performance, smooth running, low noise, beautiful stitches and easy operation. And it is one of the essential sewing equipments.




本机采用单弧针摆动刺料，摆动线钩勾线，形成 103 型单线链状线迹的工业缝纫机。它适用于缝制各类中等厚度织物的暗缝工序，如裤管口、袋口、上衣下摆的暗缝，袜子、手套等小口径物件的暗缝。

This model is designed with needle bar thread take-up and spreader to produce single thread chainsitch. It is available to perform blind stitching on light to medium heavy weight material such as knitting, cotton and synthetic fabric. The application can be expanded by changing needle plate, needle and roller presser foot.

# GL13128-1

## 暗缝机

BLINDSTITCH SEWING MACHINE



型号 Model	GL13128-1	GL13128-2
最高缝速 Max. sewing speed	1300 r.p.m.	
最大线迹长度 Max. stitch length	3-8mm	
暗缝间距比 Blindstitch ratios	1:1 2:1	1:1
压脚降程 Presser foot lift	7mm	
采用机针 Needle size	GL × 1 NM75-100 (LWT × 6T 3 <sup>#</sup> -4 <sup>#</sup> )	
电机功率 Motor power	150W	

# GL13128-2

## 筒式暗缝机

CYLINDER BED BLINDSTITCH SEWING MACHINE