


MODEL


GC22618-8B

筒式综合送料平缝机

CYLINDER BED COMPOUND FEED
LOCKSTITCH SEWING MACHINE




HIGHLEAD CANADA
WWW.HIGHLEADCANADA.COM



GC22618-8B 筒式综合送料平缝机

本机是专为箱包制造业设计的筒式厚料平缝机。机构坚实，造型新颖。采用滑杆挑线，立式旋梭勾线，构成双线锁式线迹。上下轴用同步齿形带传动；压脚、送布牙、机针同步送料；杠杆式针距调节机构。高压脚行程，高压脚提升间隙和大的线迹长度，配合筒形缝台，适合于缝制厚重包袋、行李箱、座垫、特别适用于箱包的周边作业。

This cylinder bed heavy duty lockstitch sewing machine is especially designed for production of luggage case and luggage bag, featuring original appearance and rigid structure. It is designed with sliding lever thread take-up, vertical rotating hook, cog belt for driving arm shaft and hook shaft, compound feed by presser foot, feed dog and needle, and lever type stitch regulator. With high presser foot lift, longer stitch length and cylinder bed, it is available to sew heavy duty luggage suitcase, seat cushion, especially for edge seaming on luggage bags.



最高缝速 Max. sewing speed	2200 r.p.m.	
线迹长度 Stitch length	0 - 5 mm	
针杆行程 Needle bar stroke	33.2 mm	
挑线杆行程 Thread take-up lever stroke	61.5 mm	
压脚提升 Presser foot lift	手动 By hand	8 mm
	膝控 By knee	14 mm
压脚 Presser foot	交互压脚 Alternating walking presser foot	
送布牙 Feed dog	单列齿 Single row	
机针 Needle size	DP x 17 18 [#] -22 [#]	
缝台筒径 Bed size in dia.	62 mm	
旋梭 Rotating hook	立式旋梭 vertical hook	
润滑方式 Lubrication	手工润滑 Manual	
电动机 Motor	370 瓦缝纫机专用电机 1400 转 / 分 370W Clutch motor 1400 r.p.m.	